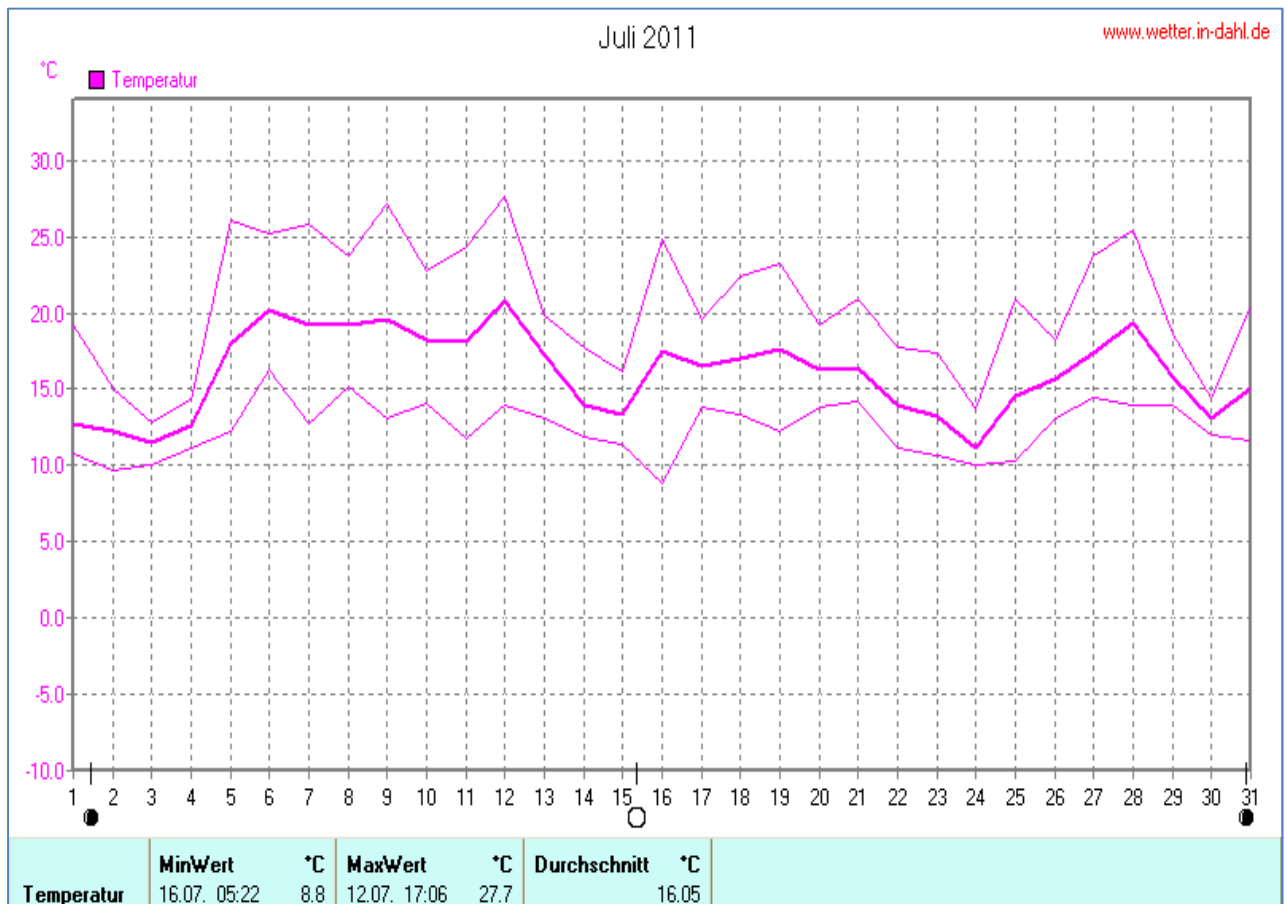
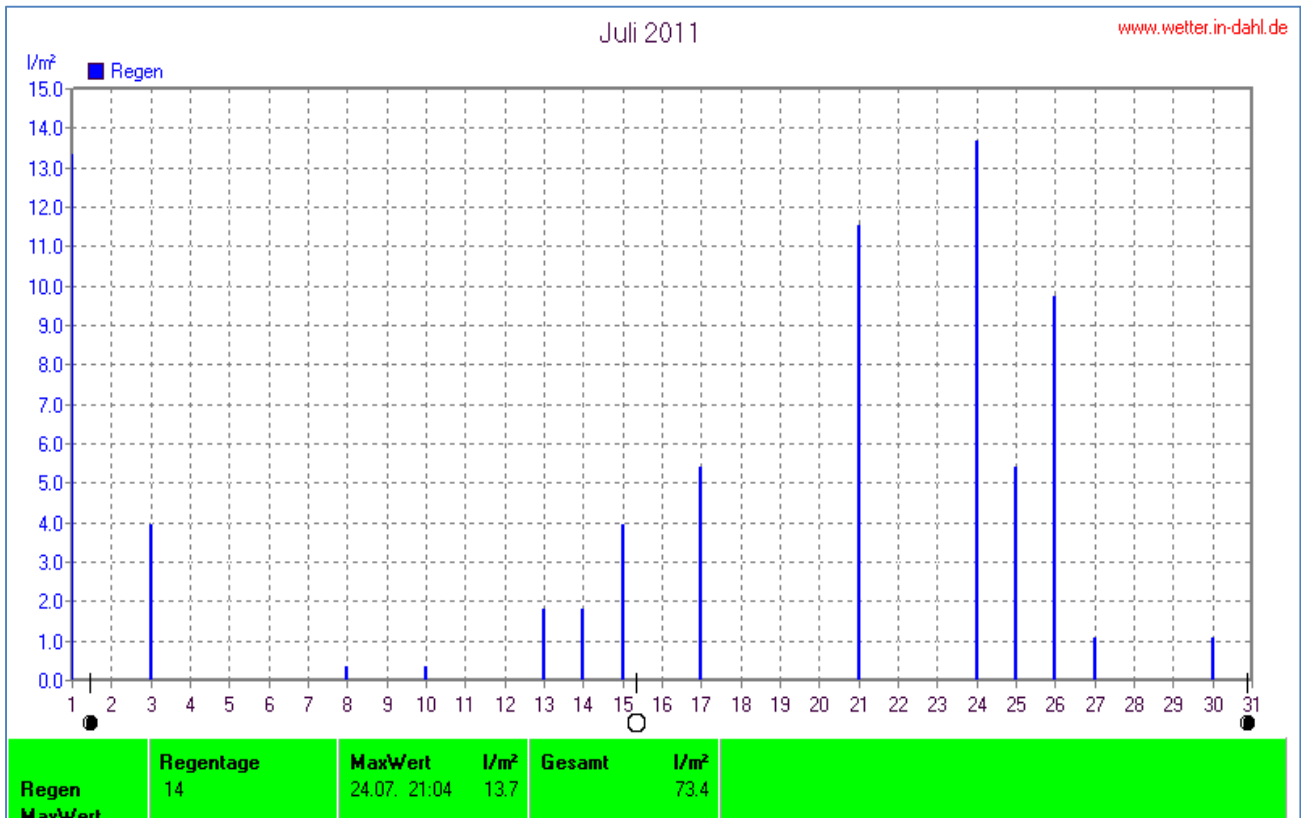


## Wettertabelle und Grafiken Juli 2011 Station Dahl

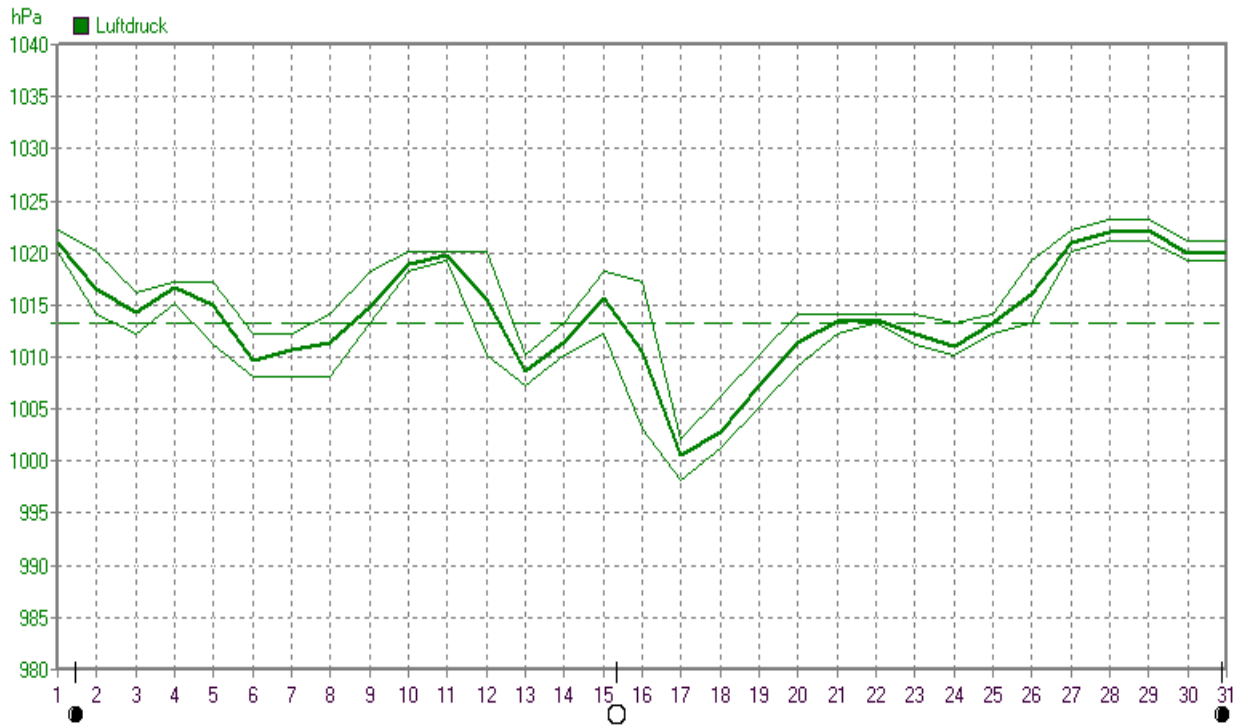
<b>Wetterdaten Juli 2011 Station Dahl</b>							
Meßgröße	Minimum	Zeit	Datum	Maximum	Zeit	Datum	Durchschnitt
Lufttemperatur	8,8 °C	05:26	16.07.2011	27,5 °C	15:21	12.07.2011	16,1 °C
Bodentemp.	9,5 °C	04:26	16.07.2011	37,0 °C	17:47	05.07.2011	17,0 °C
Luftfeuchte	40%	16:51	12.07.2011	92%	06:14	04.07.2011	73%
Luftdruck	998 hPa	05:26	17.07.2011	1023 hPa	23:38	28.07.2011	1014 hPa
Wind km/h				41,6 km/h	13:54	14.07.2011	10,7 km/h
Windrichtung				S	13:54	14.07.2011	W
Regenmenge				13,7 l/m <sup>2</sup>	21:04	24.07.2011	#73,440 l/m <sup>2</sup>
Sonne h				12:01 h	21:19	09.07.2011	#175:41 h





Juli 2011

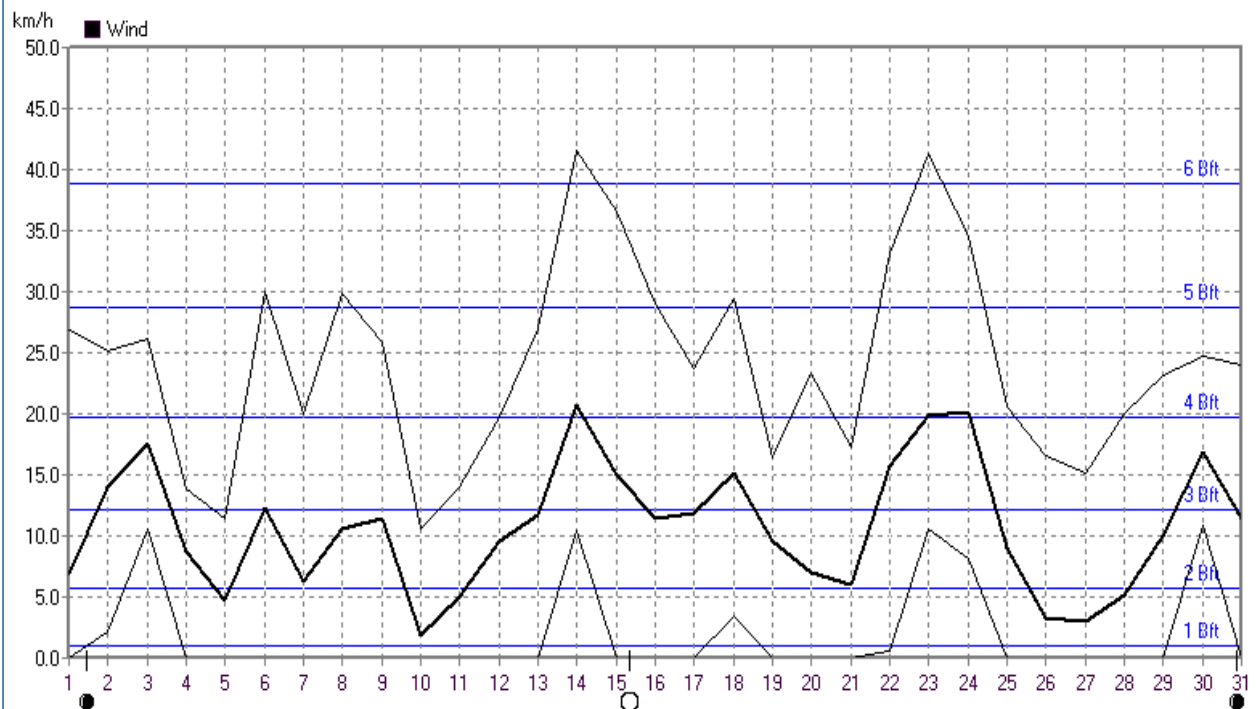
[www.wetter.in-dahl.de](http://www.wetter.in-dahl.de)



<b>Luftdruck</b>	<b>MinWert</b>	<b>hPa</b>	<b>MaxWert</b>	<b>hPa</b>	<b>Durchschnitt</b>	<b>hPa</b>
<b>MaxWert</b>	17.07. 05:26	998	28.07. 23:38	1023	1014.1	

Juli 2011

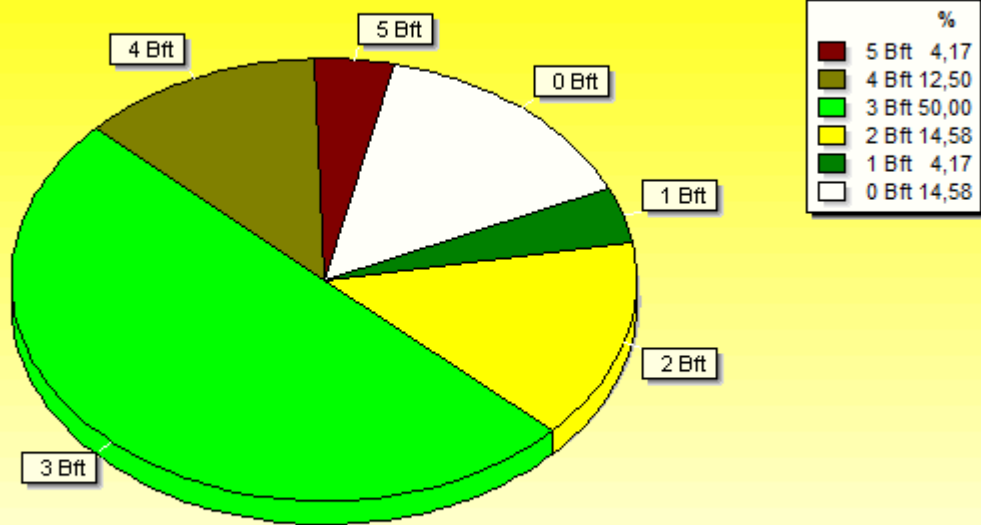
[www.wetter.in-dahl.de](http://www.wetter.in-dahl.de)



<b>Wind</b>	<b>MinWert</b>	<b>km/h</b>	<b>MaxWert</b>	<b>km/h</b>	<b>Durchschnitt</b>	<b>km/h</b>
<b>MaxWert</b>	01.07. 00:10	0.0	14.07. 13:54	S 41.6	10.7	

Verteilung Windstärke Freitag, 07.01.2011

Paderborn - Dahl, Vossberg

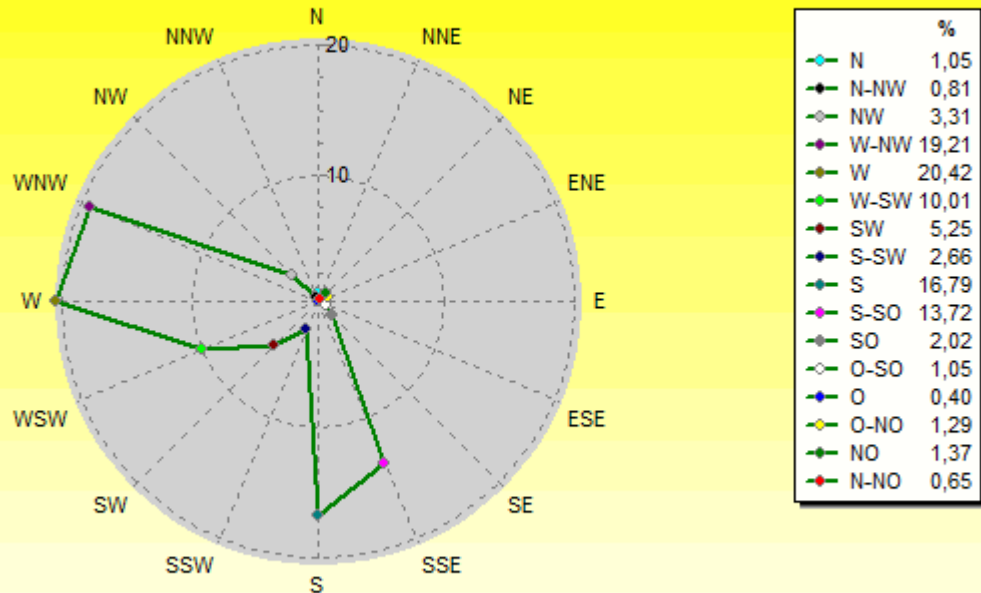


48 Werte - Ø 13,6km/h - Max. 33,2km/h

© WzWin32

Verteilung Windrichtung Juli 2011

Paderborn - Dahl, Vossberg



1239 / 248 Werte -> 16.7% Windstille - Ø 10,7km/h - Max. 41,6km/h

© WzWin32

